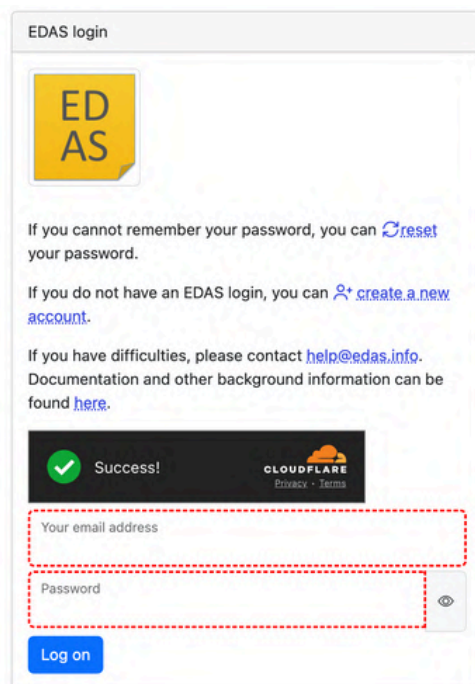


How to Register and Submit a Paper to ICVEE via EDAS

1. Go to <https://edas.info/>





EDAS login

EDAS

If you cannot remember your password, you can [reset](#) your password.


If you do not have an EDAS login, you can [create a new account](#).

If you have difficulties, please contact help@edas.info. Documentation and other background information can be found [here](#).

 **Success!**  Cloudflare Privacy · Terms

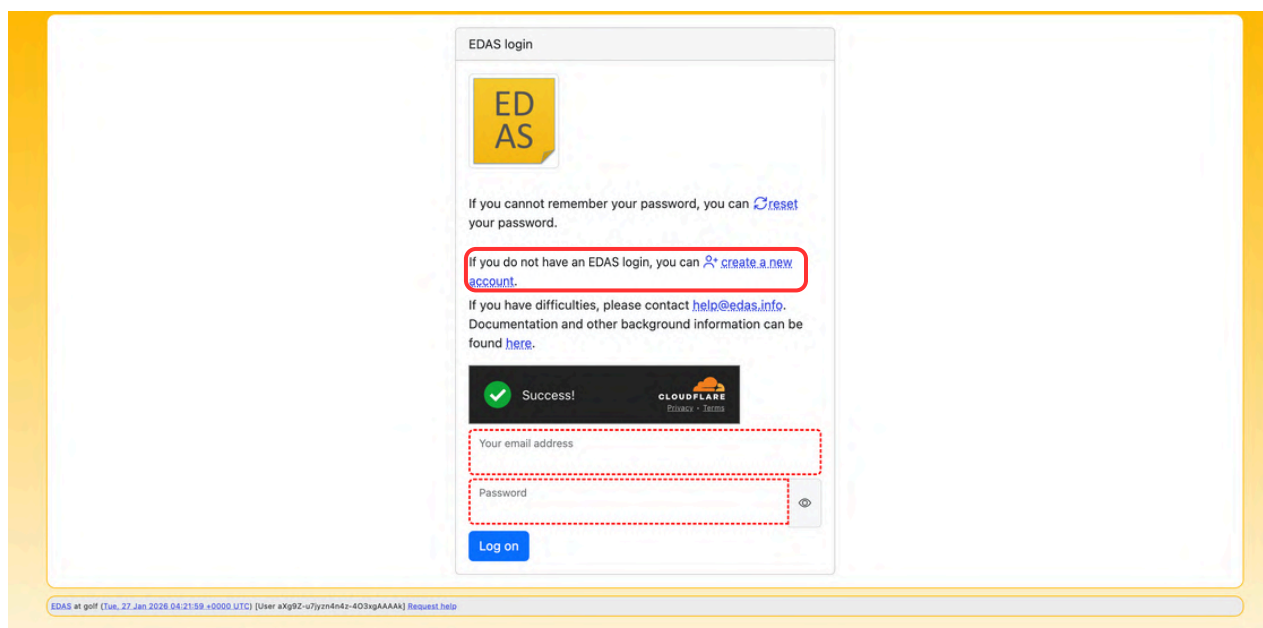
Your email address

Password



2. Create a new account

Above the login form, click **Create a new account**.





EDAS login

EDAS

If you cannot remember your password, you can [reset](#) your password.


If you do not have an EDAS login, you can [create a new account](#).

If you have difficulties, please contact help@edas.info. Documentation and other background information can be found [here](#).

 **Success!**  Cloudflare Privacy · Terms

Your email address

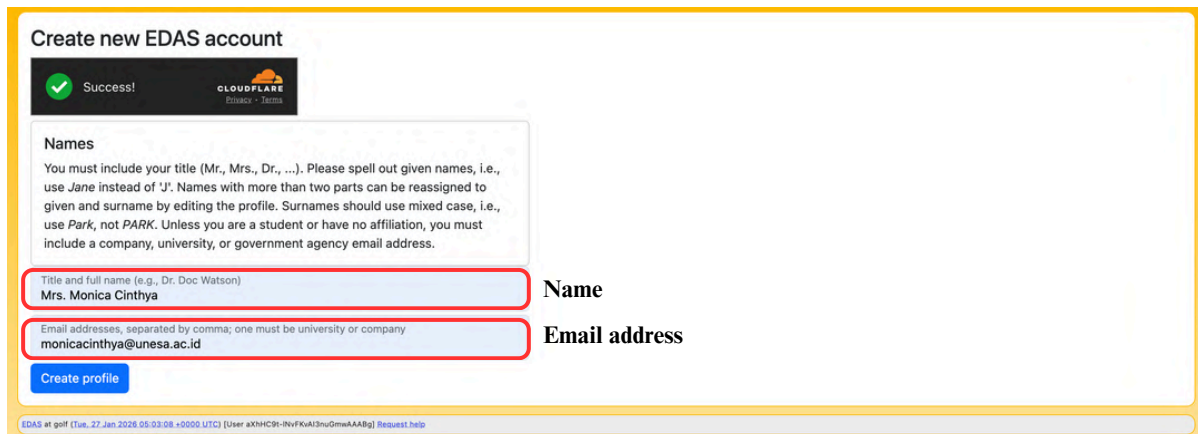
Password




EDAS at golf (Tue, 27 Jan 2026 04:21:59 +0000 UTC) [User: aXg9Z-u7jym4n4z-4Q3xgAAAAA] Request: help

3. Insert your full name and email address.

- The name must **include a title** (e.g., Mr., Mrs., Dr.).
- Email addresses, separated by comma; **one must be university or company**.



Create new EDAS account

Success!  [Privacy](#) [Terms](#)

Names

You must include your title (Mr., Mrs., Dr., ...). Please spell out given names, i.e., use *Jane* instead of 'J'. Names with more than two parts can be reassigned to given and surname by editing the profile. Surnames should use mixed case, i.e., use *Park*, not *PARK*. Unless you are a student or have no affiliation, you must include a company, university, or government agency email address.

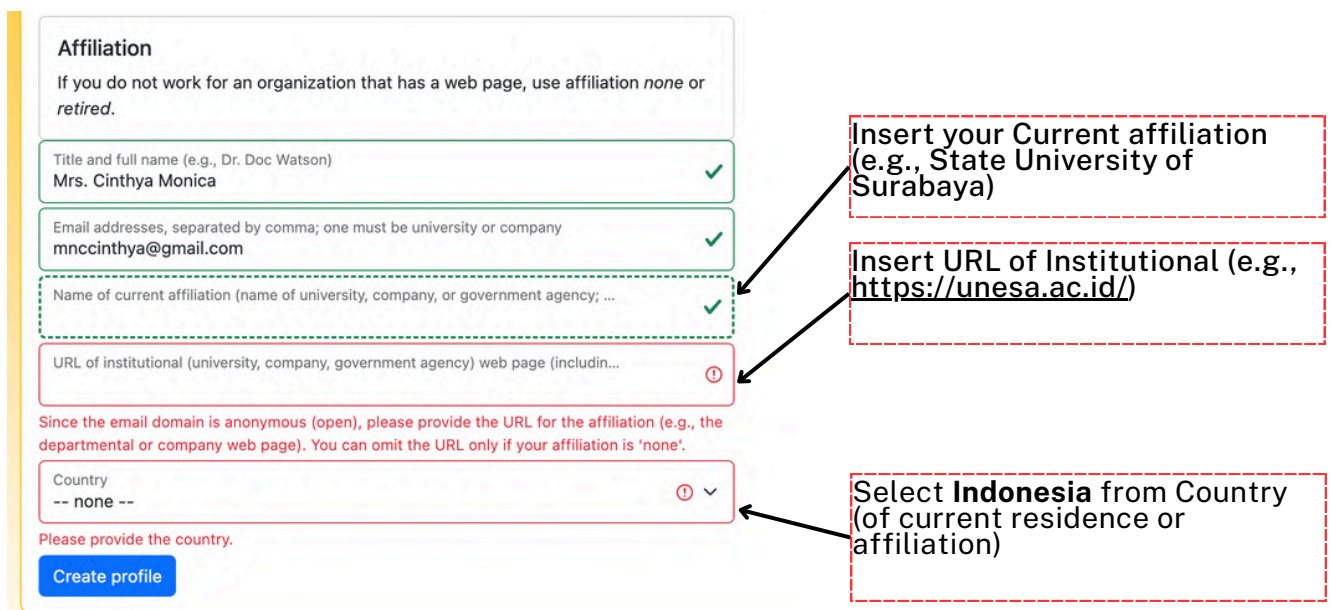
Title and full name (e.g., Dr. Doc Watson)
Mrs. Monica Cinthya **Name**

Email addresses, separated by comma; one must be university or company
monicacinthya@unesa.ac.id **Email address**

[Create profile](#)

EDAS at golf (Tue, 27 Jan 2026 05:03:08 +0000 UTC) [User aXhHC9n-NvFKuA3nuGmeAAABg] [Request help](#)

4. Insert your Current affiliation (e.g., State University of Surabaya)



Affiliation

If you do not work for an organization that has a web page, use affiliation *none* or *retired*.

Title and full name (e.g., Dr. Doc Watson)
Mrs. Cinthya Monica ✓

Email addresses, separated by comma; one must be university or company
mncinthy@gmail.com ✓

Name of current affiliation (name of university, company, or government agency; ...)
✓

URL of institutional (university, company, government agency) web page (includin...)
ⓘ

Since the email domain is anonymous (open), please provide the URL for the affiliation (e.g., the departmental or company web page). You can omit the URL only if your affiliation is 'none'.

Country
-- none -- ⓘ

Please provide the country.

[Create profile](#)

Insert your Current affiliation (e.g., State University of Surabaya)

Insert URL of Institutional (e.g., <https://unesa.ac.id/>)

Select **Indonesia** from Country (of current residence or affiliation)

5. EDAS Account had set up. Instructions for setting up the password were mailed to your email. Once you receive it and create your password, you can login.

Create new EDAS account

✓

A new profile has been created: Mrs. Cinthya Monica
State University of Surabaya
Kota Surabaya Jawa Timur 60213
Indonesia

✓

Instructions for setting up the password were mailed to mncinthy@gmail.com. Once you receive it and create your password, you can [login](#).


EDAS at charlie [Tue, 27-Jan-2026 07:08:49 +0000 UTC] [User aXhkgFVn7iYst1hzbRfagQAAAAA] Request help

6. Check your email from Edas Help to find out your initial password.

- Click on your initial password

← [Icons] 3 of 1,140 < >

[EDAS] Setting up your EDAS account password Inbox x

**Edas Help** <help@edas.info>
to me ▾

2:08 PM (12 minutes ago) ☆ 😊 ↶ ⋮

Dear Cinthya Monica:

An EDAS publication, event, and grant management account has been created for you for one of the following reasons:

- you are a co-author of a paper or proposal;
- you are a technical program committee member;
- you will be asked to review a paper;
- you are registering for an event or conference; or
- you will be asked to chair a session.

The account was created for EDAS by yourself with the information:
State University of Surabaya
Indonesia

Your EDAS user name is mncinthy@gmail.com, your EDAS ID number 2480438.

Your initial password can be set at
<https://edas.info/tce1b432997cebd9cc7e0076301573b83>

You can log in at <https://edas.info>

Your EDAS account can be used for all EDAS-managed conferences, journals, and grant proposals. You should not create a new account for each conference.

Regards,

The EDAS manager help@edas.info

Click here

7. Type your new password

Change password for

You can change the EDAS password for Cinthya Monica. Passwords must not be all-numeric and cannot be a dictionary word or your user name. A strong password contain 8 to 16 characters, and combines uppercase letters, lowercase letters, numbers and symbols such as @ and !.

Strength

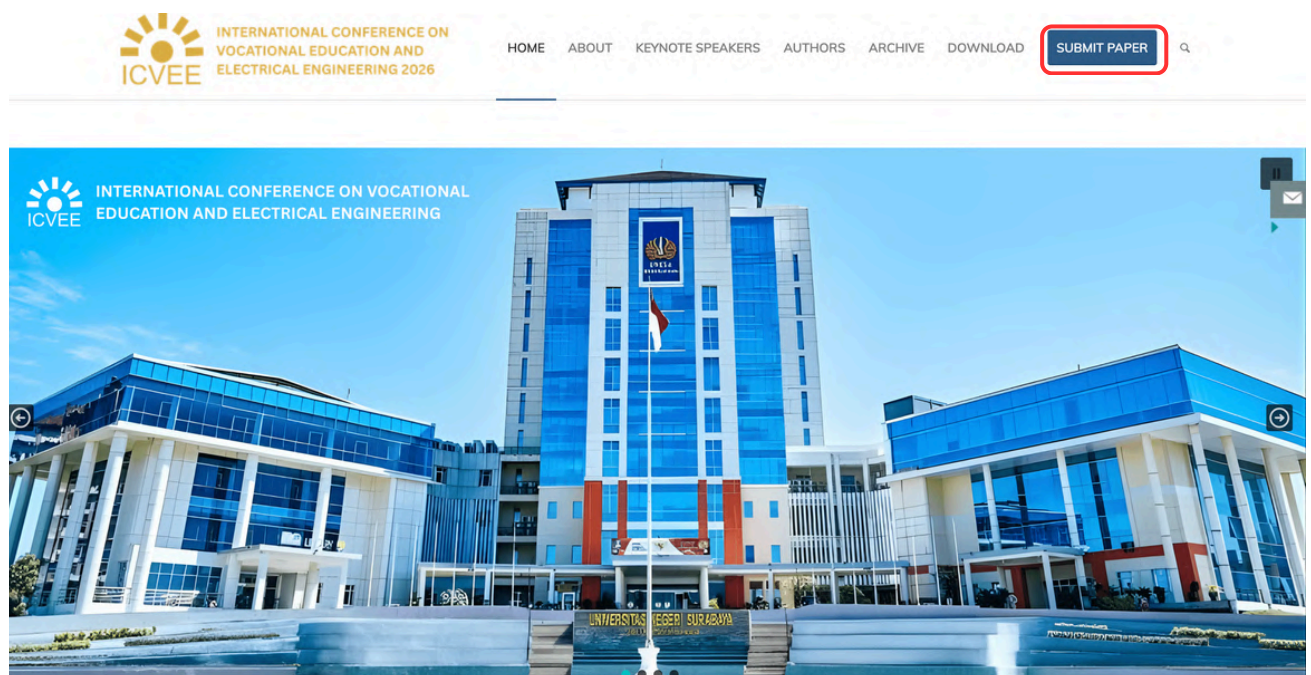
Re-type your new password.

8. The password has been changed. You need to login on EDAS again.

Change password for

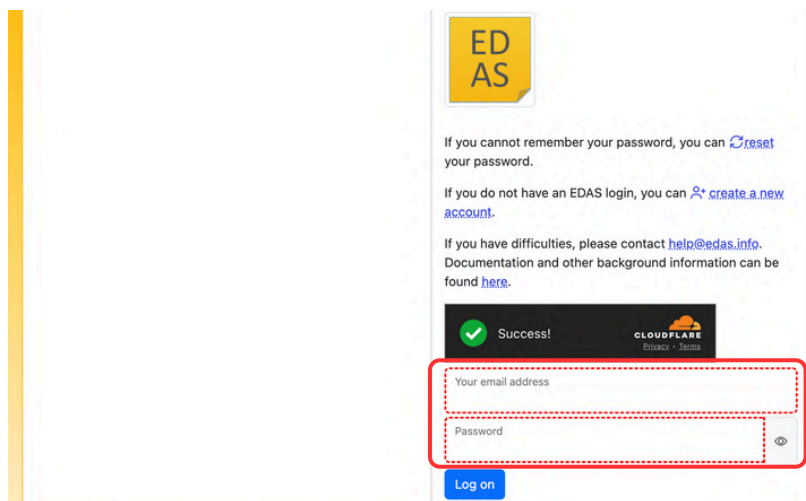
☒ The password has been changed. You need to login again.

9. Go to <https://icvee.conference.unesa.ac.id/>, and click “SUBMIT PAPER”



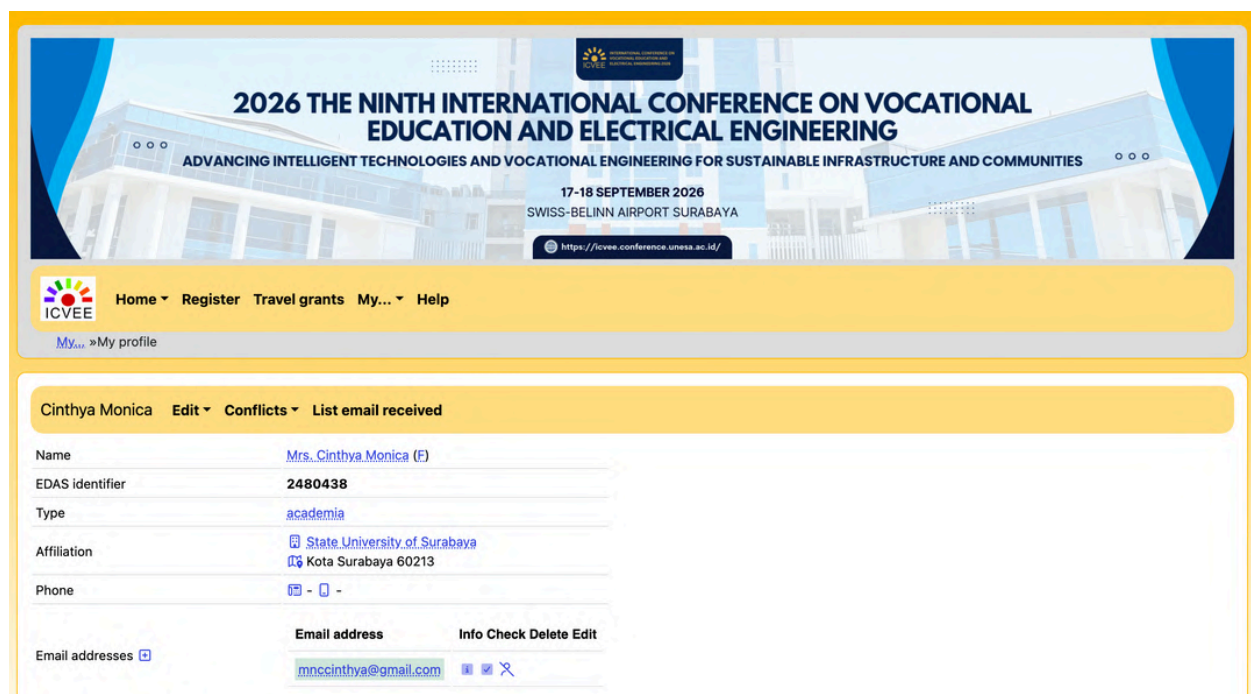
10. Log in again using the email and password you registered.

- Type your email and password.



The image shows the EDAS login page. At the top is the EDAS logo. Below it, there are instructions: "If you cannot remember your password, you can [reset](#) your password.", "If you do not have an EDAS login, you can [create a new account](#).", and "If you have difficulties, please contact help@edas.info. Documentation and other background information can be found [here](#)." Below the instructions is a "Success!" message with a green checkmark and the Cloudflare logo. At the bottom, there are two input fields: "Your email address" and "Password", both highlighted with a red dashed border. A "Log on" button is located below the password field.

11. You are now ready on EDAS

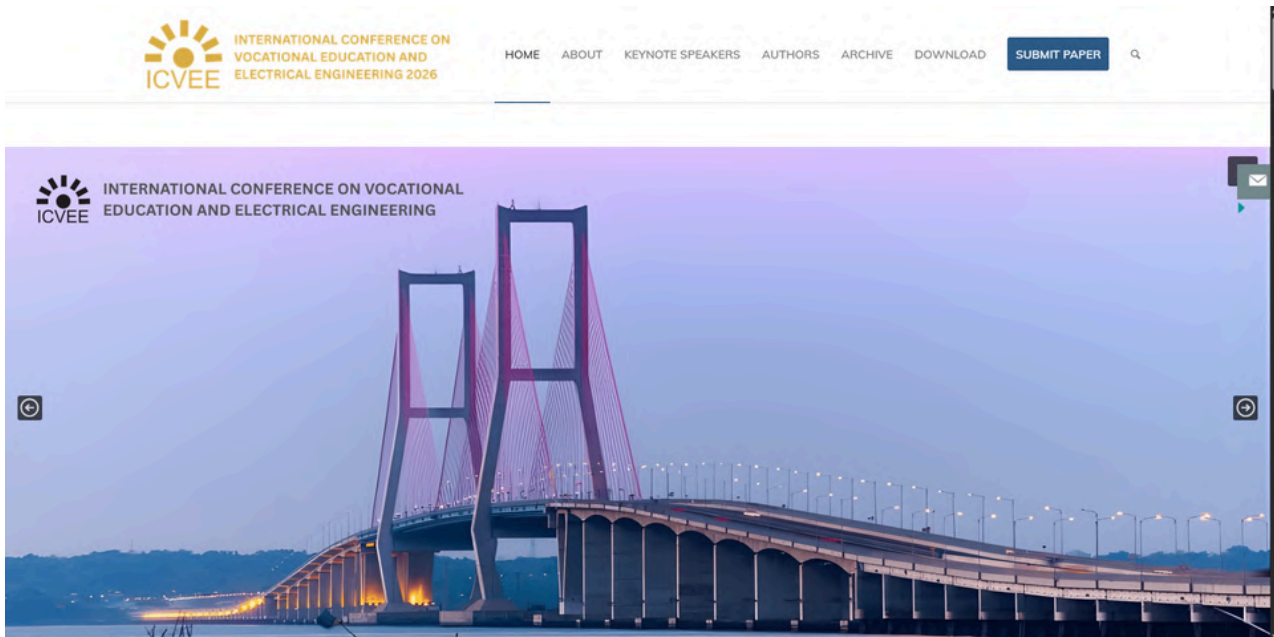


The image shows the EDAS user profile page for Cinthya Monica. The header features a banner for the "2026 THE NINTH INTERNATIONAL CONFERENCE ON VOCATIONAL EDUCATION AND ELECTRICAL ENGINEERING" with the theme "ADVANCING INTELLIGENT TECHNOLOGIES AND VOCATIONAL ENGINEERING FOR SUSTAINABLE INFRASTRUCTURE AND COMMUNITIES" and dates "17-18 SEPTEMBER 2026" at "SWISS-BELINN AIRPORT SURABAYA". The banner also includes the URL "https://icvee.conference.unesa.ac.id/". Below the banner is a navigation bar with the ICVEE logo and links: Home, Register, Travel grants, My..., and Help. The main content area shows the user's profile information:

Cinthya Monica		Edit	Conflicts	List email received										
Name	Mrs. Cinthya Monica (F)													
EDAS identifier	2480438													
Type	academia													
Affiliation	State University of Surabaya Kota Surabaya 60213													
Phone	- -													
Email addresses	<table border="1"> <thead> <tr> <th>Email address</th> <th>Info</th> <th>Check</th> <th>Delete</th> <th>Edit</th> </tr> </thead> <tbody> <tr> <td>mnccintha@gmail.com</td> <td></td> <td></td> <td></td> <td></td> </tr> </tbody> </table>				Email address	Info	Check	Delete	Edit	mnccintha@gmail.com				
Email address	Info	Check	Delete	Edit										
mnccintha@gmail.com														

How to Submit Paper using EDAS

1. Go to <https://icvee.conference.unesa.ac.id/>
2. Click “Submit Paper” button on the top-right of the page



3. You will be directed to ICVEE Page on EDAS

Register a paper for 2026 Ninth International Conference on Vocational Education and Electrical Engineering (ICVEE)

Click on the name of the track to submit a paper; tracks without links are not accepting submissions at this time.

Register paper by [May 9](#)

Review manuscript deadline [Jul 31](#)

Conference	Track (submit paper)	Description
ICVEE 2026	Education Engineering	<ul style="list-style-type: none"> •Computer for education •Distance Learning and E-learning •Information Technology in Education •Technical and Vocational Education •Mobile Learning •Education Technology
ICVEE 2026	Electrical and Power Systems	<ul style="list-style-type: none"> •High Voltage Engineering •Computer and AI Applications in Power Engineering •Energy, Power Generation and Distribution •Industrial and Electronic Power System Stability and Power Quality •Renewable Energy and Smart Grid Technologies •Energy Market and Demand Response •Electric Motor and Drives, Energy Conversion
ICVEE 2026	Electronics	<ul style="list-style-type: none"> •IoT Devices •Semiconductor Technology •Electric drivers and application •Bio-medical electronics •Electromagnetic and applied superconductivity •Microelectronic Circuits and Systems •Sensor Networks •Electronic and implementation

Click on the track of paper you choose (example: Electrical and Power Systems)

4. The conference track:

- Education Engineering
- Electrical and Power Systems
- Electronics
- Informatics Engineering
- Instrumentation & Control
- Telecommunication & Multimedia Engineering

5. Click the link below for preparing and formatting the manuscript.

- IEEE template Manuscripts founded at <https://www.ieee.org/conferences/publishing/templates.html> or may download from <https://www.ieee.org/content/dam/ieee-org/ieee/web/org/conferences/conference-template-a4.docx>

Welcome to the ICVEE 2026 submission page!

Preparing Review Manuscripts

Please read carefully! Language: English is the working language of the conference. If English is not your native language, please have your papers read by a native English speaker, or seek online services proofreading to improve the language of your papers. Please note that your paper is subject to further review and it may be rejected if it is deemed that the English of your paper is not acceptable. Manuscript Templates for Conference Proceedings The purpose of a conference template is to provide a consistent format for papers appearing in the conference proceedings. IEEE strongly encourages the use of the conference manuscript templates provided below. IEEE conference templates contain guidance text for composing and formatting conference papers. Please ensure that all guidance text is removed from your conference paper prior to submission to the conference. Failure to remove template text from your paper may result in your paper not being reviewed.

Paper preparation (doc/docx and LaTeX format) and template: Papers must be written in A4-format page according to the IEEE template Manuscripts of a minimum of four (4) pages and up to seven (7) pages in length. Submissions exceeding eight (8) pages will not be accepted. Papers must be written using the IEEE conference proceedings style format (two-column and 10-point font). For more information on IEEE style formats see IEEE template Manuscripts. IEEE template

Manuscripts founded at <https://www.ieee.org/conferences/publishing/templates.html> or may download from <https://www.ieee.org/content/dam/ieee-org/ieee/web/org/conferences/conference-template-a4.docx> and <https://www.ieee.org/content/dam/ieee-org/ieee/web/org/conferences/conference-template-latex-10-17-19.zip> Papers should NOT have: Page numbers Headers Footers Conference papers are to be submitted electronically (pdf form), with a file size limited to 2 MB. Accepted and presented papers will be published in the Conference Proceedings, and submitted to IEEE Xplore® online digital library. IEEE is very strict about the requirements for converting application files or PostScript files to full-text PDF for inclusion in IEEE Xplore®. The most important issue that every author shall pay attention to is to make sure that all the fonts used in your papers are EMBEDDED and SUBSETTED, especially for papers from Asia and Europe. Failure to embed and subset fonts are the biggest obstacles to PDF compliance with IEEE Xplore® and please make sure that your PDF files are compliant with IEEE Xplore®. Papers failing to meet the IEEE Xplore® PDF requirements may be rejected. Other important issues are:

1. Disallow headers (i.e., any text appearing before the paper title)
2. Minimum font size for most-common text, in points (see IEEE Conference template)
3. Do not allow scanned (bit image) papers (scanned papers cannot be checked for similarity)
4. Do not allow encrypted papers (encrypted papers cannot be checked for similarity)
5. Do not allow print-only papers (print-only papers cannot be checked for similarity)
6. Check that the PDF file has no bookmarks (required for IEEE manuscripts)
7. Disallow form fields
8. Disallow links in PDF (required for IEEE manuscripts)
9. Disallow annotation (notes) in PDF
10. Enforce gutter width (only for two-column papers)

MINIMUM IEEE PDF REQUIREMENTS Each PDF for IEEE Xplore® must have all of these characteristics: Be PDF 1.4 (Acrobat 5) or later but not Acrobat 9. Must be created with a PDF distiller. Scanning is not permitted (See Section 5). Embeds or subsets all fonts. Doing so helps makes sure that the mathematics appears as intended and improves text searching in the PDF (Section 3). Please note some TrueType fonts have a setting added by the font designer that prevents the font from being embedded and should be avoided 5. Does not have a password or other security settings. Does not contain any bookmarks or links. Links are supported now only by using a summary.txt, readme file, and a packing list. They appear in the IEEE Xplore® TOC as multimedia. Does not contain crop marks, registration marks, date stamp, time stamp, or any other mark that does not appear in the official version of the publication. Does not contain any PostScript that overrides the settings file. Does not use PDF attachments. Does not consist of a PDF Package or Merged PDF, a PDF 1.7 (Acrobat 8) feature.

Best Regards,

Prof. Nurhayati General Chair ICVEE 2026

6. Write down the paper title, keywords, and abstract

Title of paper (up to 160 characters)
Keyword 1 (optional)
Keyword 2 (optional)
Keyword 3 (optional)
Keyword 4 (optional)
Keyword 5 (optional)
Keyword 6 (optional)
Paper abstract (between 20 and 400 words) [length not checked, since you are chair]

7. Choose the topic.

Check the topic you choose.

Topics (choose between 1 and 3)

- ☐ Telematics
- ☐ Information Security
- ☐ ICT
- ☐ Artificial Intelligence
- ☐ Virtual Reality
- ☐ IT in Education
- ☐ Mobile Computing
- ☐ Data Mining
- ☐ Cloud computing
- ☐ Information Systems and Management
- ☐ Audio, Image and Video Processing
- ☐ Remote Sensing and GIS

☐ The conference language is English. Prospective authors must submit original papers with 4-7(four to seven) pages. Papers must be written using the IEEE conference proceedings style format (two-column and 10-point font) using A4 layout. For more information on IEEE style formats, see:
<http://www.ieee.org/web/publications/pubservices/confpub/AuthorTools/conferenceTemplates.html>.

☒ Add yourself as author

Register paper

Check The conference language is English. Papers must be written using the IEEE conference proceedings style format (two-column and 10-point font).

8. Click on Register paper

Topics (choose between 1 and 3)

- ☐ Telematics
- ☐ Information Security
- ☐ ICT
- ☐ Artificial Intelligence
- ☐ Virtual Reality
- ☐ IT in Education
- ☐ Mobile Computing
- ☐ Data Mining
- ☐ Cloud computing
- ☐ Information Systems and Management
- ☐ Audio, Image and Video Processing
- ☐ Remote Sensing and GIS

☐ The conference language is English. Prospective authors must submit original papers with 4-7(four to seven) pages. Papers must be written using the IEEE conference proceedings style format (two-column and 10-point font) using A4 layout. For more information on IEEE style formats, see:
<http://www.ieee.org/web/publications/pubservices/confpub/AuthorTools/conferenceTemplates.html>.

☒ Add yourself as author

Register paper

Click on Register Paper

7. How to Add Editor?

Add author to # *Mental Illness Classification Using Multi-Class Multi-Level Learning: A Comparative Study*

Register paper + Add authors + Upload review manuscript

Name or email address or EDAS ID

... or select from co-author list
-- select from co-authors --

Add author

Enter the Name/Email/EDAS ID of the author

or you can choose from the history of co-authors who have been added

8. Upload Manuscript

Upload paper for # *Mental Illness Classification Using Multi-Class Multi-Level Learning: A Comparative Study*

Register paper + Add authors + Upload review manuscript

Preparing Review Manuscripts Please read carefully! Language: English is the working language of the conference. If English is not your native language, please have your papers read by a native English speaker, or seek online services of proof reading to improve the language of your papers. Please note that your paper is subject to further review and it may be rejected if it is deemed that English of your paper is not acceptable. Manuscript Templates for Conference Proceedings The purpose of a conference template is to provide a consistent format for papers appearing in the conference proceedings. IEEE strongly encourages use of the conference manuscript templates provided below. IEEE conference templates contain guidance text for composing and formatting conference papers. Please ensure that all guidance text is removed from your conference paper prior to submission to the conference. Failure to remove template text from your paper may result in your paper not being reviewed.

Paper preparation (doc/docx and LaTeX format) and template: Papers must be written on A4-format page according to the IEEE template Manuscripts of minimum four (4) pages and up to seven (7) pages in length. Submissions exceeding eight (8) pages will not be accepted. IEEE template Manuscripts founded at <https://www.ieee.org/conferences/publishing/templates.html> or may download from <https://www.ieee.org/content/dam/ieee-org/ieee/web/org/conferences/conference-template-a4.docx> and https://www.ieee.org/content/dam/ieee-org/ieee/web/org/pubs/conference-latex-template_10-17-19.zip Papers should NOT have: Page numbers Headers Footers Conference papers are to be submitted electronically (.pdf form), with file size limited to 2 MB. Accepted and presented papers will be published in the Conference Proceedings, and submitted to IEEE Xplore® online digital library. IEEE is very strict about the requirements for converting application files or PostScript files to full-text PDF for inclusion in IEEE Xplore®. The most important issue that every author shall pay attention to is to make sure that all the fonts used in your papers are EMBEDDED and SUBSETTED, especially for papers from Asia and Europe. Failure to embed and subset fonts is the biggest obstacle to PDF compliance with IEEE Xplore® and please make sure that your PDF files are compliant with IEEE Xplore®. Papers failing to meet the IEEE Xplore® PDF requirements may be rejected. Others important issue are:

1. Disallow headers (i.e., any text appearing before the paper title)
2. Minimum font size for most-common text, in points (see IEEE Conference template)
3. Do not allow scanned (bit image) papers (scanned papers cannot be checked for similarity)
4. Do not allow encrypted papers (encrypted papers cannot be checked for similarity)
5. Do not allow print-only papers (print-only papers cannot be checked for similarity)
6. Check that PDF file has no bookmarks (required for IEEE manuscripts)
7. Disallow form fields
8. Disallow links in PDF (required for IEEE manuscripts)
9. Disallow annotation (notes) in PDF
10. Enforce gutter width (only for two-column papers)

MINIMUM IEEE PDF REQUIREMENTS Each PDF for IEEE Xplore® must have all of these characteristics: Be PDF 1.4 (Acrobat 5) or later but not Acrobat 9. Must be created with a PDF distiller. Scanning is not permitted (See Section 5). Embeds or subsets all fonts. Doing so helps makes sure that the mathematics appears as intended and improves text searching in the PDF (Section 3). Please note some TrueType fonts have a setting added by the font designer that prevents the font from being embedded and should be avoided 5. Does not have a password or other security settings. Does not contain any bookmarks or links. Links are supported now only by using a summary.txt, readme file, and a packing list. They appear in the IEEE Xplore® TOC as multimedia. Does not contain crop marks, registration marks, date stamp, time stamp, or any other mark that does not appear in the official version of the publication. Does not contain any PostScript that overrides the settings file. Does not use PDF attachments. Does not consist of a PDF Package or Merged PDF, a PDF 1.7 (Acrobat 8) feature.

You can now upload your **review manuscript** for *Mental Illness Classification Using Multi-Class Multi-Level Learning: A Comparative Study* until **Jul 31**.

You can upload PDF files, formatted as A4 size (210 x 297 mm).

Files larger than 1 GB need to be uploaded via Google Drive or Dropbox links.

The review manuscript you are uploading should not be longer than 7 pages.

☐ I have checked that the authors listed in the manuscript are the same as the current list of authors on the paper record: *Mental Illness Classification Using Multi-Class Multi-Level Learning: A Comparative Study*

File name

Choose File No file chosen

or, alternatively, URL for file (e.g., YouTube, Dropbox, Box or Google Drive; do not use directory URLs)

Upload PDF

Please upload your paper in PDF format.